

Terms of Use

DO

Terms of Use

*Make as many hard copies as you like for your OWN classroom

*Share online with YOUR OWN students or families in a secure, private platform.

- Share Power Point TM or Google Slides TM as a Tier I intervention with students you work with directly.
- Give credit to Pawsitive School Counselor as the author

. DO NOT

- Upload resource to a public website (your school website, FB, any social media account, Etc.)
 - Share with your school and district- they need to buy their own additional license.
- Email to co-workers for their own use. Send them my TPT link to buy their own license.
 - Use parts of this resource to create your own resource or use on Outschool

credits

Font by KG Inimitable Original and KG
What The Teacher Wants
and Pond Free Me

Let's connect!



Print and Use:

- You may want to print these cards 1 to 2 sided to allow for more sessions.
- I also like to print one side with the punch card and one side with the conflict resolution strategies.
- You may want to laminate the cards so they will last longer.

Counseling Punch cards

Ideas for Use:

Using Punch Cards with Students

I use these punch cards with my frequent flyers, small groups, and individual students who benefit from structure or who may struggle with transitions and closure.

When to Give the Card

There's no single "right" time.

- Sometimes I give it to students before our first session to set clear expectations.
- Other times, I introduce it during the first visit once we've discussed what we'll be working on together.

When to Punch the Card

I punch (or "X") one circle at the end of each session.

- For students with scheduled meetings, this helps provide a sense of structure and closure.
- For students who use passes as needed, I remind them to think about:
 - a. The size of the problem
 - b. Strategies they could try first
 - c. Whether they still need to see me

If they decide they still need support, they can use the pass with their teacher to come see me.


How to Explain the Card to Students

I tell students that during our sessions—whether in a small group or one-on-one—we'll be working toward a goal.

Example: "We're going to focus on handling friendship drama in positive ways and learning when to solve problems on your own."


I explain that each punch represents progress toward that goal. Once their card is full, they will have "graduated" from that goal area.

For some students (especially frequent flyers dealing with repeated issues like drama), I also explain that if we reach the last punch and the problem is still happening—for example, teachers are still noticing conflict—it might mean we need extra support like parents, administration, or other staff to help.



counselor pass
Name: _____
Don't be a drama llama!

1 2 3
4 5

 Pawsitive School Counselor

This is a teal-colored counselor pass template. It features a cartoon llama's head in the top left corner. The text "counselor pass" is in bold black font, followed by a line for the name and the phrase "Don't be a drama llama!". Below this are five black circles containing the numbers 1 through 5, arranged in two rows (1-3 on top, 4-5 on bottom). The number 1 is teal, 2 is light blue, 3 is light blue, 4 is teal, and 5 is teal. A small paw print logo and the text "Pawsitive School Counselor" are in the bottom left corner.



counselor pass
Name: _____
Don't be a drama llama!

1 2 3
4 5

 Pawsitive School Counselor

This is a pink-colored counselor pass template. It features a cartoon llama's head in the top left corner. The text "counselor pass" is in bold black font, followed by a line for the name and the phrase "Don't be a drama llama!". Below this are five black circles containing the numbers 1 through 5, arranged in two rows (1-3 on top, 4-5 on bottom). The number 1 is pink, 2 is light pink, 3 is light pink, 4 is pink, and 5 is pink. A small paw print logo and the text "Pawsitive School Counselor" are in the bottom left corner.




counselor pass
Name: _____
Don't be a drama llama!

1 2 3
4 5

 Pawsitive School Counselor

This is a yellow-colored counselor pass template. It features a cartoon llama's head in the top left corner. The text "counselor pass" is in bold black font, followed by a line for the name and the phrase "Don't be a drama llama!". Below this are five black circles containing the numbers 1 through 5, arranged in two rows (1-3 on top, 4-5 on bottom). The number 1 is yellow, 2 is light yellow, 3 is light yellow, 4 is yellow, and 5 is yellow. A small paw print logo and the text "Pawsitive School Counselor" are in the bottom left corner.

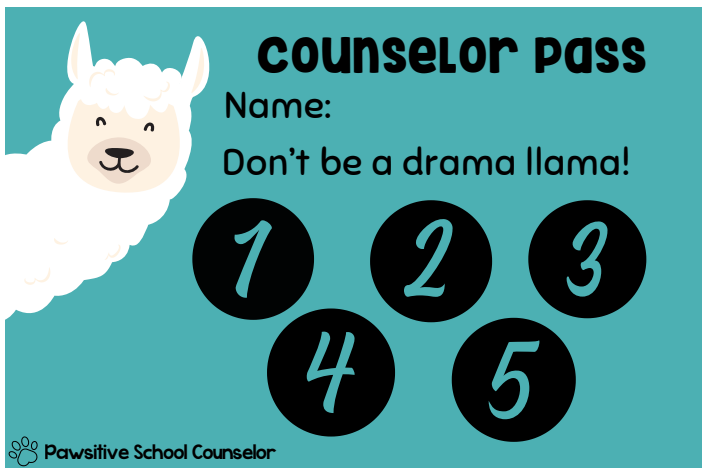


counselor pass
Name: _____
Don't be a drama llama!

1 2 3
4 5


 Pawsitive School Counselor

This is a purple-colored counselor pass template. It features a cartoon llama's head in the top left corner. The text "counselor pass" is in bold black font, followed by a line for the name and the phrase "Don't be a drama llama!". Below this are five black circles containing the numbers 1 through 5, arranged in two rows (1-3 on top, 4-5 on bottom). The number 1 is purple, 2 is light purple, 3 is light purple, 4 is purple, and 5 is purple. A small paw print logo and the text "Pawsitive School Counselor" are in the bottom left corner.



counselor pass
Name: _____
Don't be a drama llama!

1 2 3
4 5

 Pawsitive School Counselor

This is a teal-colored counselor pass template. It features a cartoon llama's head in the top left corner. The text "counselor pass" is in bold black font, followed by a line for the name and the phrase "Don't be a drama llama!". Below this are five black circles containing the numbers 1 through 5, arranged in two rows (1-3 on top, 4-5 on bottom). The number 1 is teal, 2 is light blue, 3 is light blue, 4 is teal, and 5 is teal. A small paw print logo and the text "Pawsitive School Counselor" are in the bottom left corner.

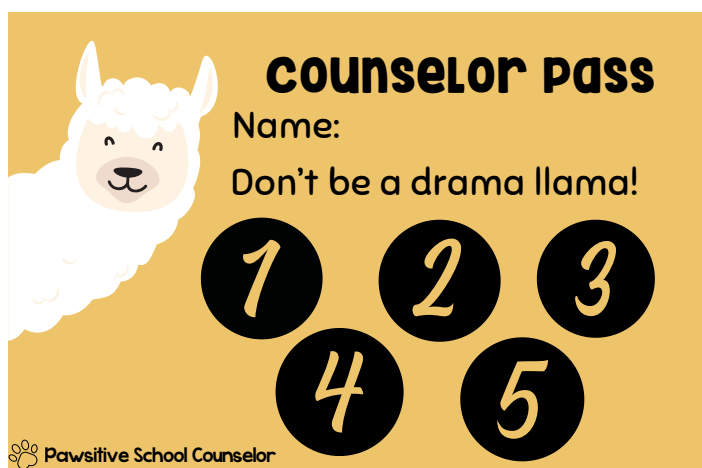


counselor pass
Name: _____
Don't be a drama llama!

1 2 3
4 5


 Pawsitive School Counselor

This is a pink-colored counselor pass template. It features a cartoon llama's head in the top left corner. The text "counselor pass" is in bold black font, followed by a line for the name and the phrase "Don't be a drama llama!". Below this are five black circles containing the numbers 1 through 5, arranged in two rows (1-3 on top, 4-5 on bottom). The number 1 is pink, 2 is light pink, 3 is light pink, 4 is pink, and 5 is pink. A small paw print logo and the text "Pawsitive School Counselor" are in the bottom left corner.



counselor pass
Name: _____
Don't be a drama llama!

1 2 3
4 5

 Pawsitive School Counselor

This is a yellow-colored counselor pass template. It features a cartoon llama's head in the top left corner. The text "counselor pass" is in bold black font, followed by a line for the name and the phrase "Don't be a drama llama!". Below this are five black circles containing the numbers 1 through 5, arranged in two rows (1-3 on top, 4-5 on bottom). The number 1 is yellow, 2 is light yellow, 3 is light yellow, 4 is yellow, and 5 is yellow. A small paw print logo and the text "Pawsitive School Counselor" are in the bottom left corner.




counselor pass
Name: _____
Don't be a drama llama!

1 2 3
4 5


 Pawsitive School Counselor

This is a purple-colored counselor pass template. It features a cartoon llama's head in the top left corner. The text "counselor pass" is in bold black font, followed by a line for the name and the phrase "Don't be a drama llama!". Below this are five black circles containing the numbers 1 through 5, arranged in two rows (1-3 on top, 4-5 on bottom). The number 1 is purple, 2 is light purple, 3 is light purple, 4 is purple, and 5 is purple. A small paw print logo and the text "Pawsitive School Counselor" are in the bottom left corner.



counselor pass
Name: _____
Don't be a drama llama!

6 7 8
9 10

 Pawsitive School Counselor

This is a teal-colored counselor pass template. It features a cartoon llama head in the top left corner. The text 'counselor pass' is in bold black font. Below it is a line for the name, followed by the phrase 'Don't be a drama llama!'. In the center, the numbers 6, 7, 8, 9, and 10 are arranged in two rows, each inside a black circle. The numbers 6, 7, and 8 are teal, while 9 and 10 are white. A small paw print logo and the text 'Pawsitive School Counselor' are in the bottom left corner.

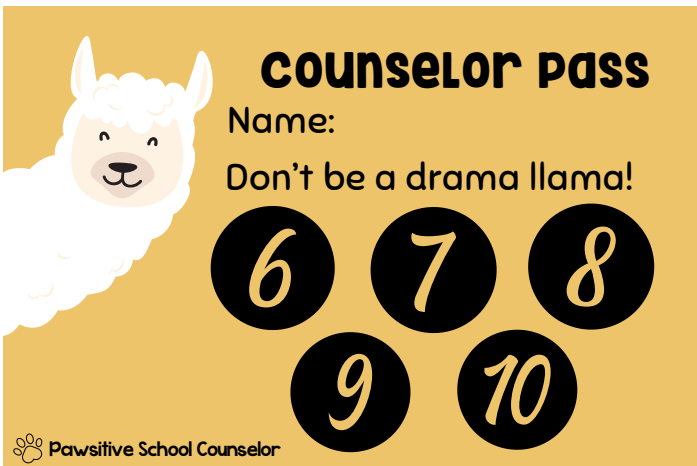


counselor pass
Name: _____
Don't be a drama llama!

6 7 8
9 10


 Pawsitive School Counselor

This is a pink-colored counselor pass template. It features a cartoon llama head in the top left corner. The text 'counselor pass' is in bold black font. Below it is a line for the name, followed by the phrase 'Don't be a drama llama!'. In the center, the numbers 6, 7, 8, 9, and 10 are arranged in two rows, each inside a black circle. The numbers 6, 7, and 8 are pink, while 9 and 10 are white. A small paw print logo and the text 'Pawsitive School Counselor' are in the bottom left corner.



counselor pass
Name: _____
Don't be a drama llama!

6 7 8
9 10

 Pawsitive School Counselor

This is a yellow-colored counselor pass template. It features a cartoon llama head in the top left corner. The text 'counselor pass' is in bold black font. Below it is a line for the name, followed by the phrase 'Don't be a drama llama!'. In the center, the numbers 6, 7, 8, 9, and 10 are arranged in two rows, each inside a black circle. The numbers 6, 7, and 8 are yellow, while 9 and 10 are white. A small paw print logo and the text 'Pawsitive School Counselor' are in the bottom left corner.

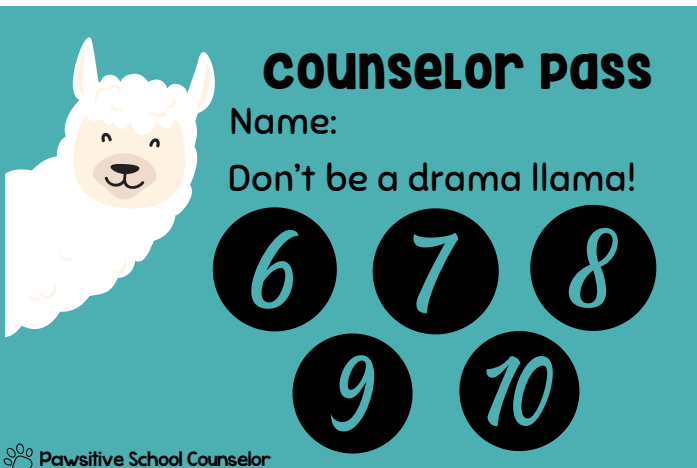


counselor pass
Name: _____
Don't be a drama llama!

6 7 8
9 10


 Pawsitive School Counselor

This is a purple-colored counselor pass template. It features a cartoon llama head in the top left corner. The text 'counselor pass' is in bold black font. Below it is a line for the name, followed by the phrase 'Don't be a drama llama!'. In the center, the numbers 6, 7, 8, 9, and 10 are arranged in two rows, each inside a black circle. The numbers 6, 7, and 8 are white, while 9 and 10 are purple. A small paw print logo and the text 'Pawsitive School Counselor' are in the bottom left corner.

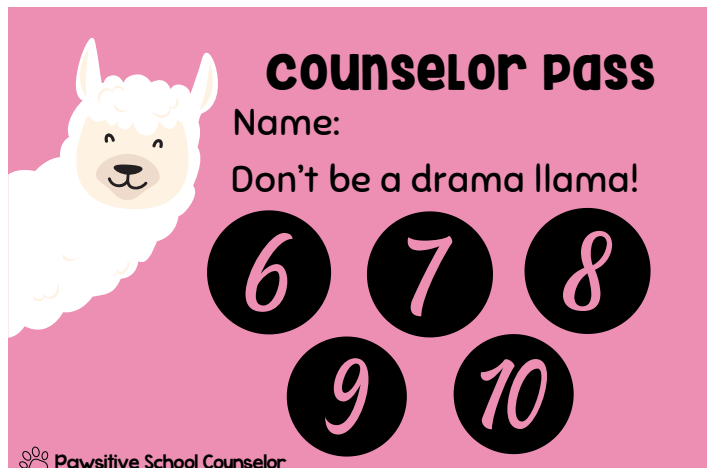


counselor pass
Name: _____
Don't be a drama llama!

6 7 8
9 10


 Pawsitive School Counselor

This is a teal-colored counselor pass template. It features a cartoon llama head in the top left corner. The text 'counselor pass' is in bold black font. Below it is a line for the name, followed by the phrase 'Don't be a drama llama!'. In the center, the numbers 6, 7, 8, 9, and 10 are arranged in two rows, each inside a black circle. The numbers 6, 7, and 8 are teal, while 9 and 10 are white. A small paw print logo and the text 'Pawsitive School Counselor' are in the bottom left corner.

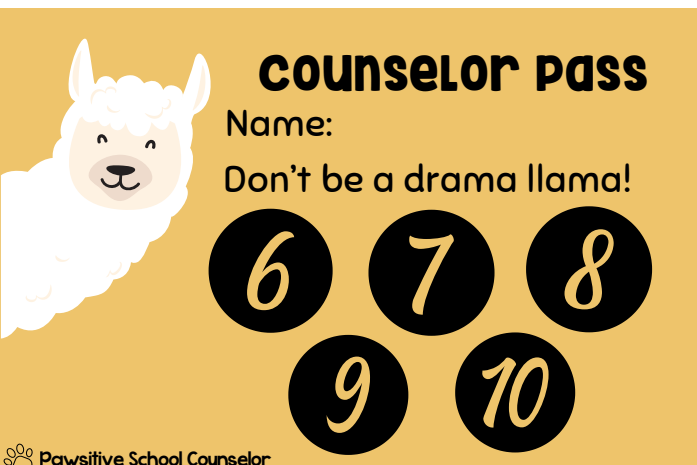


counselor pass
Name: _____
Don't be a drama llama!

6 7 8
9 10


 Pawsitive School Counselor

This is a pink-colored counselor pass template. It features a cartoon llama head in the top left corner. The text 'counselor pass' is in bold black font. Below it is a line for the name, followed by the phrase 'Don't be a drama llama!'. In the center, the numbers 6, 7, 8, 9, and 10 are arranged in two rows, each inside a black circle. The numbers 6, 7, and 8 are pink, while 9 and 10 are white. A small paw print logo and the text 'Pawsitive School Counselor' are in the bottom left corner.



counselor pass
Name: _____
Don't be a drama llama!

6 7 8
9 10

 Pawsitive School Counselor

This is a yellow-colored counselor pass template. It features a cartoon llama head in the top left corner. The text 'counselor pass' is in bold black font. Below it is a line for the name, followed by the phrase 'Don't be a drama llama!'. In the center, the numbers 6, 7, 8, 9, and 10 are arranged in two rows, each inside a black circle. The numbers 6, 7, and 8 are yellow, while 9 and 10 are white. A small paw print logo and the text 'Pawsitive School Counselor' are in the bottom left corner.



counselor pass
Name: _____
Don't be a drama llama!

6 7 8
9 10

 Pawsitive School Counselor

This is a purple-colored counselor pass template. It features a cartoon llama head in the top left corner. The text 'counselor pass' is in bold black font. Below it is a line for the name, followed by the phrase 'Don't be a drama llama!'. In the center, the numbers 6, 7, 8, 9, and 10 are arranged in two rows, each inside a black circle. The numbers 6, 7, and 8 are white, while 9 and 10 are purple. A small paw print logo and the text 'Pawsitive School Counselor' are in the bottom left corner.

Don't be a drama LLama!

- Share how you feel
- Talk it out using an I-Message
- Find a win/win solution
- move forward

Pawssitive School Counselor



Don't be a drama LLama!

- Share how you feel
- Talk it out using an I-Message
- Find a win/win solution
- move forward

Pawssitive School Counselor



Don't be a drama LLama!

- Share how you feel
- Talk it out using an I-Message
- Find a win/win solution
- move forward

Pawssitive School Counselor



Don't be a drama LLama!

- Share how you feel
- Talk it out using an I-Message
- Find a win/win solution
- move forward

Pawssitive School Counselor



I Can Be A Problem Solver!

- Share how you feel
- Talk it out using an I-Message
- Find a win/win solution
- move forward

Pawssitive School Counselor



I Can Be A Problem Solver!

- Share how you feel
- Talk it out using an I-Message
- Find a win/win solution
- move forward

Pawssitive School Counselor



I Can Be A Problem Solver!

- Share how you feel
- Talk it out using an I-Message
- Find a win/win solution
- move forward

Pawssitive School Counselor



I Can Be A Problem Solver!

- Share how you feel
- Talk it out using an I-Message
- Find a win/win solution
- move forward

Pawssitive School Counselor



Counselor Pass

Name:

My goal:




 Pawsitive School Counselor

Counselor Pass

Name:

My goal:



 Pawsitive School Counselor

Counselor Pass

Name:

My goal:



 Pawsitive School Counselor

Counselor Pass

Name:

My goal:



 Pawsitive School Counselor

Counselor Pass

Name:

My goal:



 Pawsitive School Counselor

Counselor Pass

Name:

My goal:



 Pawsitive School Counselor

Counselor Pass

Name:

My goal:



 Pawsitive School Counselor

Counselor Pass

Name:

My goal:



 Pawsitive School Counselor

Counselor Pass

Name: _____

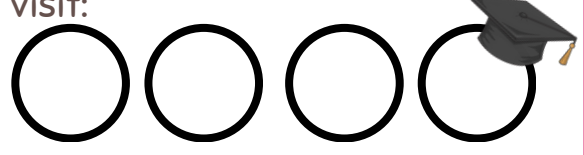
Draw how you feel after each visit:



Counselor Pass

Name: _____

Draw how you feel after each visit:

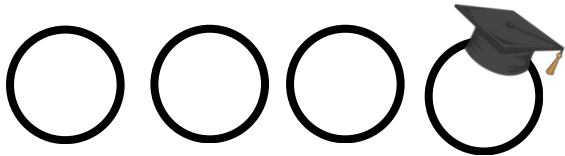


Counselor Pass

Rate your confidence in solving this yourself:

not confident

very confident

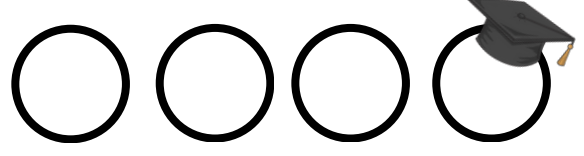


Counselor Pass

Rate your confidence in solving this yourself:

not confident

very confident

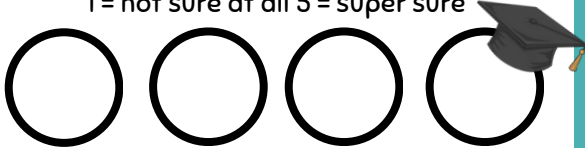


Counselor Pass

Name: _____

How sure are you that you can solve this on your own?

1 = not sure at all 5 = super sure

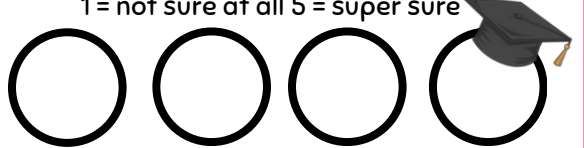


Counselor Pass

Name: _____

How sure are you that you can solve this on your own?

1 = not sure at all 5 = super sure



Counselor Pass

Name: _____

By the end of our meetings, I can handle this problem on my own.



Counselor Pass

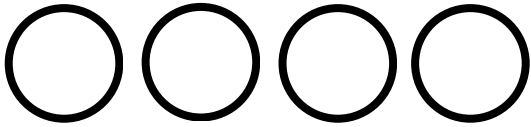
Name: _____

By the end of our meetings, I can handle this problem on my own.



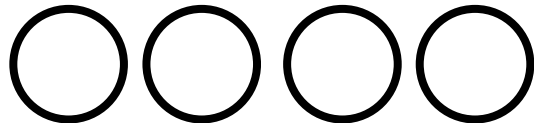
COUNSELOR PASS

Name:



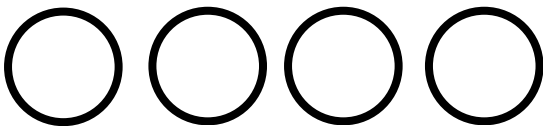
COUNSELOR PASS

Name:



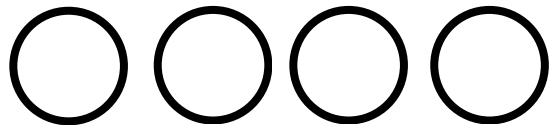
COUNSELOR PASS

Name:



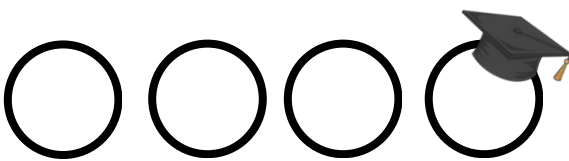
COUNSELOR PASS

Name:



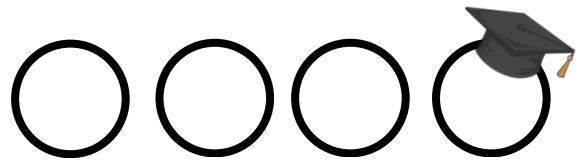
COUNSELOR PASS

Name:



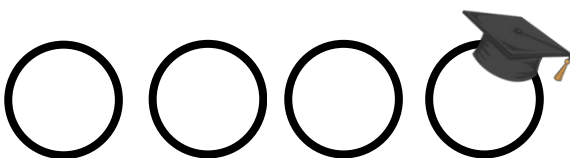
COUNSELOR PASS

Name:



COUNSELOR PASS

Name:




COUNSELOR PASS

Name:



MY SMALL GROUP PASS

Name: _____



MY SMALL GROUP PASS

Name: _____



MY SMALL GROUP PASS

Name: _____



MY SMALL GROUP PASS

Name: _____



MY SMALL GROUP PASS

Name: _____



MY SMALL GROUP PASS

Name: _____



MY SMALL GROUP PASS

Name: _____



MY SMALL GROUP PASS

Name: _____



.....

We meet:



.....

We meet:



.....

We meet:



.....

We meet:



.....



.....



.....



.....

